



Vertical Blinds

VERTICAL BLADE SIZE

Vertical Fabric, available in 89 & 127mm

STANDARD OPERATING SYSTEM

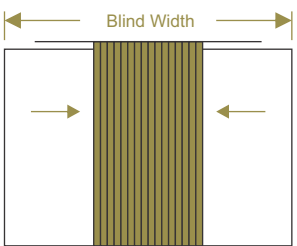
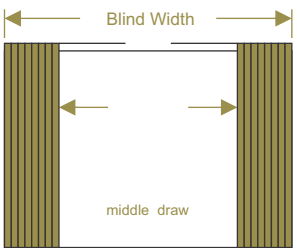
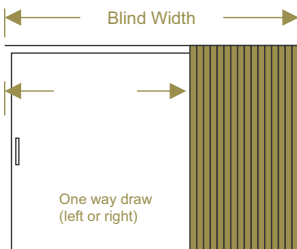
- Chain & Cord Control
- Wand Control (one way draw)

CONTROL COLOUR

- 10mm diameter PVC Wand colour to be nominated; if not nominated the factory will colour match to the track.
- Chain in Nickel plated only with 2mm diameter tilt cord in white colour only

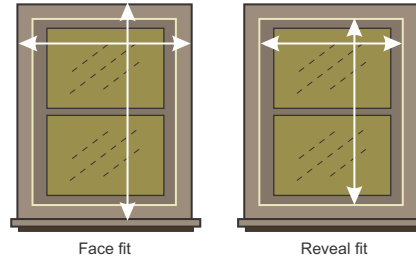
OPERATING OPTIONS

- Left stacking right
- Right stacking left
- Wand available for one way draw only
- Centre split (opening)
- Centre stack



STANDARD DEDUCTIONS

- Factory takes all deductions unless otherwise specified
- Reveal fit
 - Width deduction 4mm
 - Drop deduction 10mm
- Face fit
 - Width deduction 0mm
 - Drop deduction 15mm



LIMITATION

- 89mm Slat Maximum width 5511mm
- 127mm Slat Maximum width 5477mm
- Maximum Drop 3050mm
- Minimum width 300mm

TRACK

- Track dimension is 45mm face x 30mm depth
- Rounded profile, plain one side, fabric insert on the other side

TRACK COLOURS

White, Ivory, Beige, Black & Silver Anodised

FEATURES

- Bottom sloping window option only - suitable for slopes of up to 45 degrees only
- Blades can rotate 180°
- Replaceable hanger for blades

BOTTOM

- Chain
- Chainless
- Sewn in weights

VERTICAL BLINDS COMPONENTS



Reveal fit Bracket



Face fit Bracket



Extension Brackets



Track



Fabric Insert



Aluminium Face Option



Bottom with Chain



Chainless



Sewn in weights

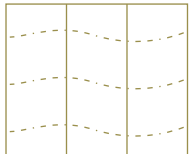
STANDARD TOLERANCE

Please note that our standard tolerance for blind width and blind drop is +/- 5mm. If the blind is made within our tolerance range, no claim will be accepted.



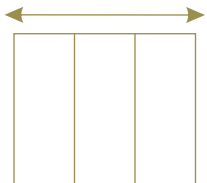
FABRIC PATTERNS

For a patterned fabric, the pattern grain won't usually line up perfectly with the horizontal or vertical edge of the blind. Expect to see a variation from one side to the other.



OVERALL MEASUREMENTS

It will be assumed that all the provided sizes will be subject to factory deduction. (unless otherwise specified on the order)



CUPPING

Blockout fabrics can show some cupping on the vertical edge.



GENERAL MAINTENANCE

STAIN REMOVAL:
To remove, sponge blind clean with a damp cloth.
Use diluted washing liquid in warm water & avoid rubbing the stain.
Do not immerse blinds in water.

