

# Sonesse 30 WireFree Li-ion RTS - 12mm

PRODUCT SPECIFICATIONS



## Designed for silence and simplicity

The new silent motor for residential medium to large blinds, powered by a built-in rechargeable battery.

### Somfy +

Quiet operation



### Lithium-ion +

Embedded battery motor:

- All-in-one
- Aesthetic
- Compact and light
- 12mm tongue bracket compatibility
- Battery power indicator
- Direct connector on the head for rapid recharging



#### Built-in battery motor

Powered by a compact and light lithium-ion battery.



#### "my" favourite

In one click move the blind to your favourite position.



#### Wirefree

For quicker installation.



#### Compatible with Situo Variation functions



#### Soft start and soft stop



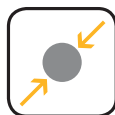
#### Adjustable speed

From 10 to 28 rpm.



#### Information feedback

Low battery indicator on the controller interface and easy re-setting.



#### New Head Design

White and thin head for discrete blending



#### Slats tilting



somfy®

# Sonesse 30 WireFree Li-ion RTS - 12mm

## BENEFITS FOR PROFESSIONALS

### Easy Integration

- Suitable for tubes diameter 30 mm or more
- Fits either steel or aluminum tube
- Aesthetic white and thin motor head
- No external battery tube
- Delivery mode
- 12mm tongue bracket compatibility

### Easy Installation

- No wiring
- No need to have electrical knowledge

### Quick setting

- Recess program button + LED feedback
- Up and down end limits set via transmitter

## BENEFITS FOR END USERS

### Daily convenience and comfort

- Quiet operation
- Move your blinds effortlessly and remotely thanks to radio control
- Move your blind in one click to your favourite "my" position
- Smooth motion with adjustable speed

### Aesthetic integration

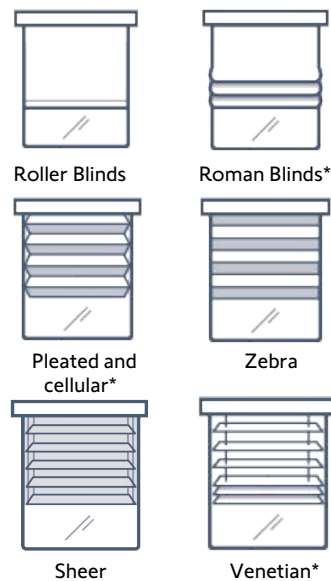
- Quick and clean installation with no damage to walls
- No electrical wires or cords, free from danger of strangle
- No more charging cable on motor head

### Easy use and maintenance

- Rechargeable battery (only recharge once per year)
- Low battery LED indicator
- Direct head plug for easy and convenient charging

## COMPATIBLE END PRODUCTS

For interior applications only.



\* Using CTS40

## TECHNICAL DATA

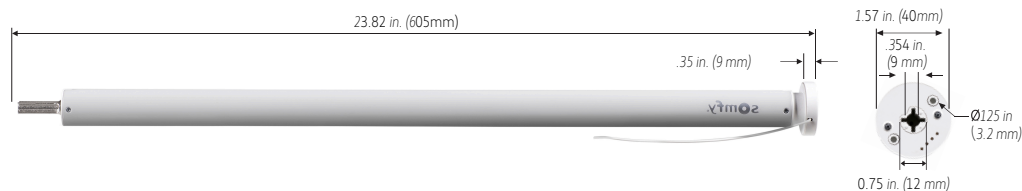
|                                  |   |
|----------------------------------|---|
| <b>Voltage Supply</b>            | 12V DC  |
| <b>Index Protecting Rating</b>   | IP 30 (for indoor use only)   |
| <b>Limit Switch Type</b>         | Electronic  |
| <b>Temperature Working Range</b> | 0°C to 60°C   |
| <b>Temperature Storage Range</b> | -20°C to 60°C   |
| <b>Insulation Class</b>          | Class III   |
| <b>Antenna</b>                   | 15 cm wire length must not be cut or lengthened. For greatest RF range, it must not be exposed and should not come in contact with metal surfaces. RF wire may need to be repositioned for optimal performance. |

## PERFORMANCES

|                              |                                    |
|------------------------------|------------------------------------|
| <b>Nominal Torque</b>        | 2 Nm                               |
| <b>Nominal Speed</b>         | 20 rpm (Sonesse noise performance) |
| <b>Adjustable Speed</b>      | 10-28 by increment of 1-2 rpm      |
| <b>Sound Level</b>           | 44 dBA (at nominal speed)          |
| <b>Radio Protocol</b>        | RTS                                |
| <b>Radio Frequency</b>       | 433.42 MHz                         |
| <b>Battery Lifetime</b>      | Nominal 10 to 12 months            |
| <b>Power Supply</b>          | Li-ion embedded battery            |
| <b>Low Battery Indicator</b> | LED                                |
| <b>Item Number</b>           | 1240512                            |

## DIMENSIONS

L (mm): 605mm  
 Tube min Ø (int): 28.8 mm



## PARTS AND ACCESSORIES

| These items have to be ordered separately |   | Accessories available: |  |
|---|---|------------------------|--|
| <b>9021016</b>                            | Li-ion Charger Extension Cable 2.4m (V2)    | <b>9021018</b>         | Sonesse 30 WF Acmeda Sys45 Crown and drive       |
| <b>9025165</b>                            | Li-ion Wirefree Charger (V2)                | <b>9021036</b>         | Sonesse 30 WF Acmeda Sys45 Heavy Crown and drive |
| <b>9021131</b>                            | 20cm Ext Cable for Li-ion for Cassette (V2) | <b>9021037</b>         | Sonesse 30 WF HD Quantum Crown and drive         |
|   |   | <b>9020699</b>         | Sonesse 30 WF HD 37 mm Crown and drive           |
|   |   | <b>9020674</b>         | Sonesse 30 WF Rollease 1.5/38 mm Crown and drive |
|   |   | <b>9020675</b>         | Sonesse 30 WF Louvolite 40 mm Crown and drive    |
|   |   | <b>9020676</b>         | Sonesse 30 WF to 400s adapter kit                |